

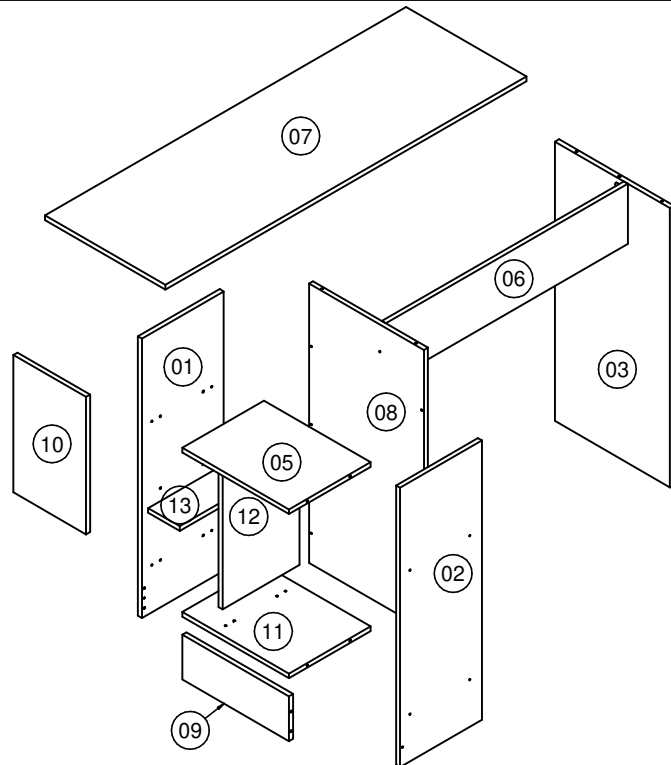
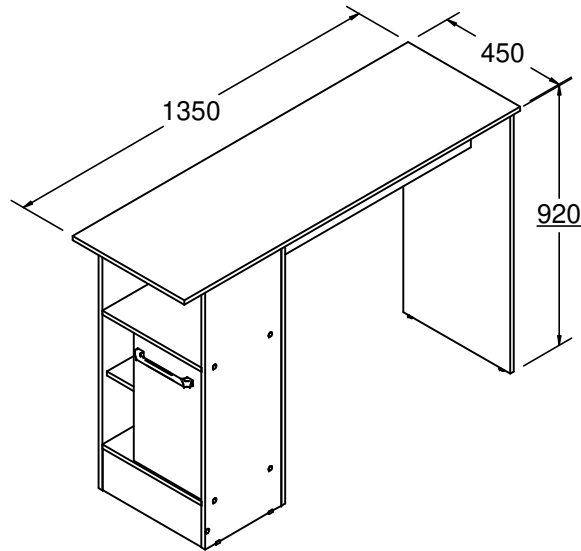
JU9350 BANCADA

Instruções de montagem Assembly Instructions / Instrucciones de Montaje







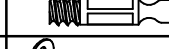









DELMARCO

1



LISTA DE PEÇAS			
COD	COD / DESCRIÇÃO	MEDIDA	QTD
01	LATERAL DIREITA/LATERAL DERECHO/RIGHT SIDE	900 x 306 x 15	1
02	LATERAL ESQUERDA/LATERAL IZQUIERDA/LEFT SIDE	900 x 306 x 15	1
03	LATERAL/LATERAL/SIDE	900 x 430 x 15	1
05	PRATELEIRA/ESTANTE/SHELF	399 x 306 x 15	1
06	TRAVESSA/TRAVESAÑO/CROSS SPIECE	905 x 195 x 15	1
07	TAMPO/TAPA/TOP	1350 x 450 x 15	1
08	COSTA/FONDO/BACK	900 x 430 x 15	1
09	RODAPÉ/RODAPIE/FOOTER	399 x 145 x 15	1
10	PORTA/PUERTA/DOOR	445 x 272 x 15	1
11	BASE/BASE/BASE	399 x 306 x 15	1
12	DIVISÃO/DIVISIÓN/DIVISION	451 x 288 x 15	1
13	PRATELEIRA MENOR/ESTANTE MENOR/SMALL SHELF	118 x 288 x 15	1

LISTA DE ACESSÓRIOS		
COD	DESCRIÇÃO	QTD
A	 CAVILHA Ø6X30 CLAVIA Ø6X30 WOOD DOWEL Ø6X30	24
B	 PARAFUSO CC 3,5X14 REBAIXE TORNILLO CC 3,5X14 SCREW CC 3,5X14	20
C	 PARAFUSO CC 3,5X40 TORNILLO CC 3,5X40 SCREW CC 3,5X40	20
DB	 DOBRADIÇA BISAGRA HINGE	2
E	 PARAFUSO CF 3,5X30 TORNILLO CF 3,5X30 SCREW CF 3,5X30	2
J	 TAMBOR MINIFIX TUERCA MINIFIX MINIFIX DRUM	1
K	 PARAFUSO MINIFIX TORNILLO MINIFIX SCREW MINIFIX	1
L	 CANTONEIRA 18X18 ESQUINERO 18X18 CORNER 18X18	6
M	 PREGO 10X10 CLAVO 10X10 NAIL	6
N	 ADESIVO TAPA FURO ADHESIVO STICKER	13
PX	 PUXADOR TIRADOR HANDLE	1
S	 SUPORTE PRATELEIRA SOPORTE DE ESTANTE SHELF SUPPORT	4
V	 COLA COLA	1
X	 SAPATA ZAPATO SHOE	6

**"IMPORTANTE
LER COM
ATENÇÃO
E GUARDAR
PARA EVENTUAIS
CONSULTAS".**

**"IMPORTANTE LEER CON
ATENCIÓN Y GUARDAR PARA
EVENTUALES CONSULTAS".**

**"IMPORTANT TO READ
CAREFULLY AND SAVE FOR
ANY QUERIES".**

**FERRAMENTAS NECESSÁRIAS:
HERRAMIENTAS NECESARIAS:
NECESSARY TOOLS:**



