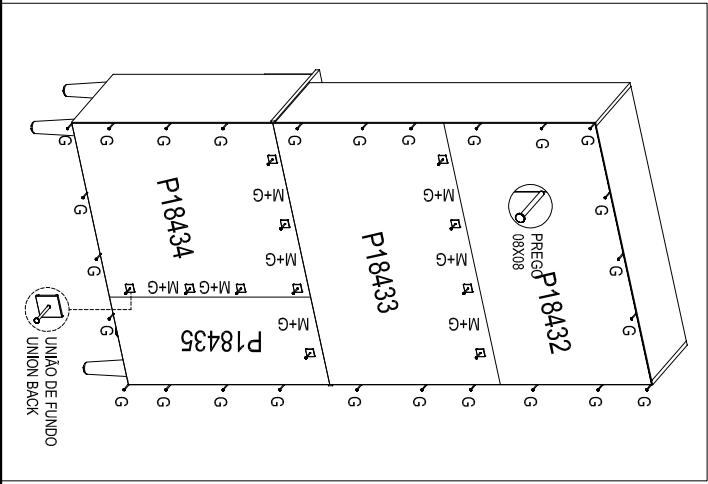
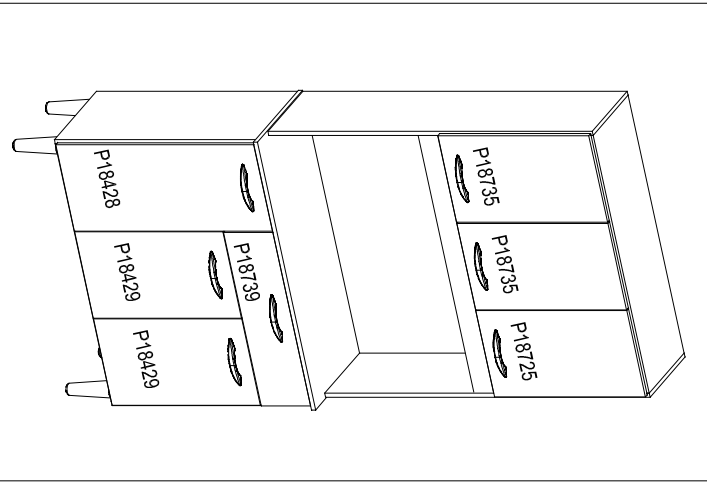
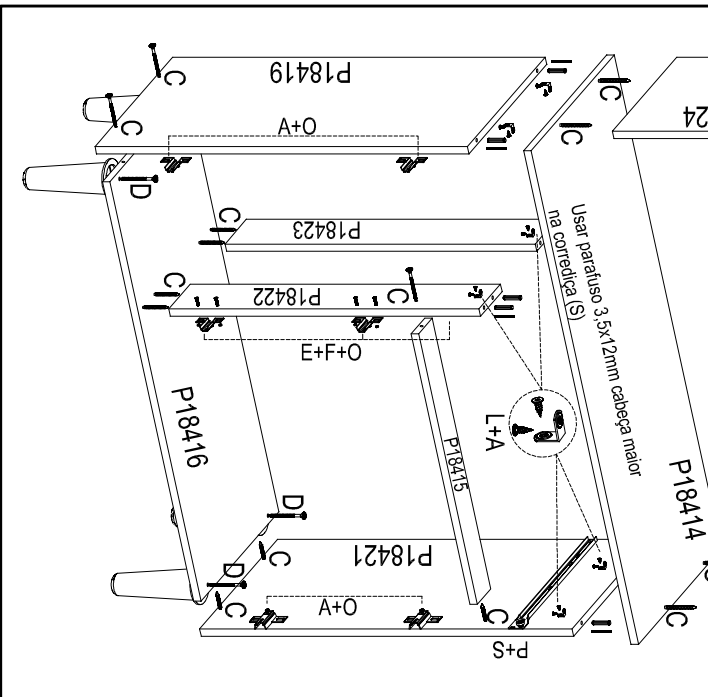
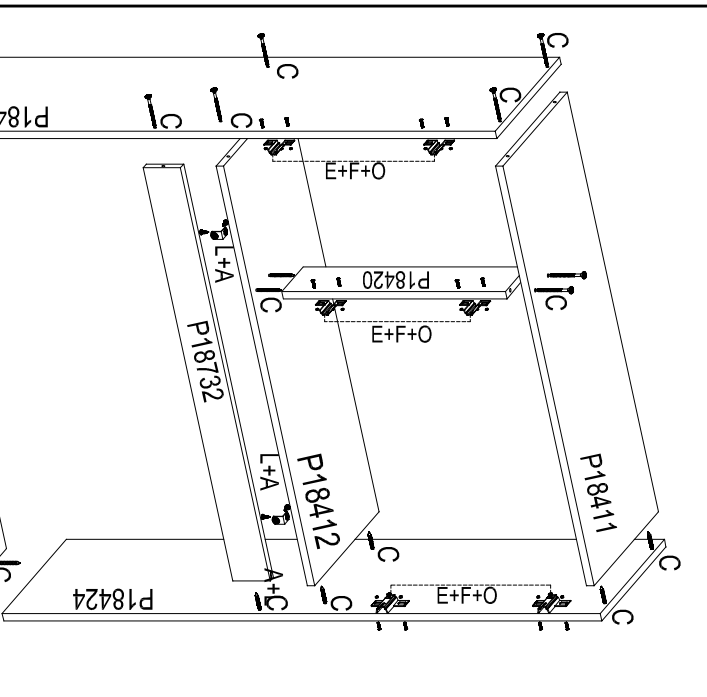
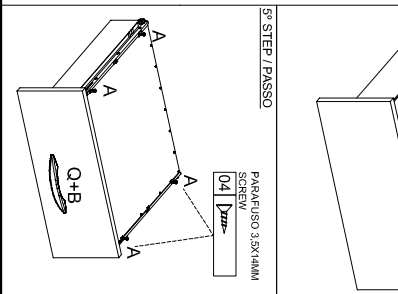
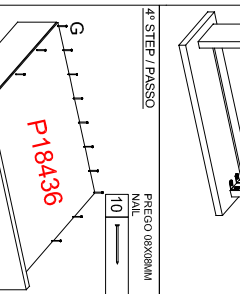
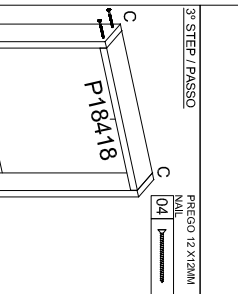
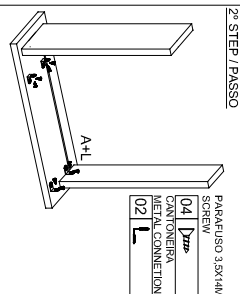
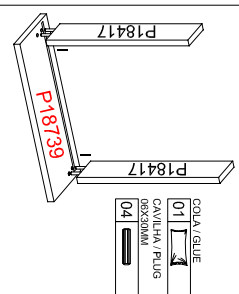


KIT CASSIA 6P 1G CÓDIGO / CODE :A6172



1º PASSO / STEP MONTAGEM DA GAVETA / DRAWER ASSEMBLY



LISTA DE PEÇAS / LIST OF PARTS

| COD | NOME DA PEÇA / NAME OF PARTS | DIMENSÕES / DIMENSION | QTD. |
|--------|--|-----------------------|------|
| P18411 | CHAPÉU / TOP | 12MM 770 240 | 1 |
| P18412 | BASE INTERMEDIÁRIA / INTERMEDIARY BASE | 12MM 770 240 | 1 |
| P18732 | VISTA FRONTAL SUPERIOR / SUPERIOR VIEW | 12MM 770 60 | 1 |
| P18414 | TAMPO / TOP | 12MM 800 325 | 1 |
| P18415 | SARRAFO DA GAVETA / DRAWER SUPPORT | 12MM 509 50 | 1 |
| P18416 | BASE / BASE | 12MM 770 305 | 1 |
| P18417 | LATERAL DE GAVETA / DRAWER SIDE | 12MM 300 100 | 2 |
| P18418 | CONTRAL FUNDO MAIOR / DRAWER BACK | 12MM 460 100 | 1 |
| P18419 | LATERAL INTERIOR ESQUERDA / INTERIOR LEFT SID. | 12MM 600 305 | 1 |
| P18420 | BATENTE SUPERIOR / SUPPORT | 12MM 438 80 | 1 |
| P18421 | LATERAL INTERIOR DIREITA / INTERIOR RIGTH SIDE | 12MM 600 305 | 1 |
| P18422 | BATENTE INTERIOR FRONTAL / FRONT SUPPORT | 12MM 568 80 | 1 |
| P18423 | BATENTE INTERIOR TRASEIRO / INTERIOR SUPPORT | 12MM 568 80 | 1 |
| P18424 | LATERAL SUPERIOR DIR-ESQ / LEFT-RIGHT SIDE | 12MM 963 240 | 2 |
| P18735 | PORTA SUPERIOR ESQ. / SUPERIOR LEFT DOOR | 12MM 448 258 | 2 |
| P18725 | PORTA SUPERIOR DIREITA / SUPERIOR DOOR RIGHT | 12MM 448 258 | 1 |
| P18428 | PORTA INTERIOR ESQ. / INTERIOR DOOR LEFT | 12MM 580 258 | 1 |
| P18429 | PORTA INTERIOR DIREITA / INTERIOR RIGHT DOOR | 12MM 440 258 | 2 |
| P18739 | FRENTE DO GAVETÃO / DRAWER FRONT | 12MM 146 518 | 1 |
| P18432 | FUNDO SUPERIOR / SUPERIOR BACK | 03MM 790 454 | 1 |
| P18433 | FUNDO INTERMEDIÁRIO / INTERMEDIARY BACK | 03MM 790 513 | 1 |
| P18434 | FUNDO INTERIOR DIREITO / INTERIOR RIGHT BACK | 03MM 604 265 | 1 |
| P18435 | FUNDO INTERIOR ESQUERDO / INTERIOR LEFT BACK | 03MM 604 265 | 1 |
| P18436 | FUNDO GAVETEA MAIOR / DRAWER BACK | 03MM 482 305 | 1 |

LISTA DE ACESSÓRIOS / LIST OF ACCESSORIES

| S | PARA-FUSO 3,5 X 12MM / SCREW | 10 | Dr |
|---|---|-----|----|
| A | PARA-FUSO 3,5 X 12MM / SCREW | 66 | Dr |
| B | PARA-FUSO 3,5 X 25MM / SCREW | 14 | Dr |
| C | PARA-FUSO 3,5 X 40MM / SCREW | 32 | Dr |
| D | PARA-FUSO 4,5 X 40MM / SCREW | 4 | Dr |
| E | PARA-FUSO M4 X 25MM / SCREW | 16 | Dr |
| F | PORCA M4 / NUT | 16 | Dr |
| G | PREGO 08 X 08MM / NAIL | 100 | Dr |
| I | CAVILHA 6 X 30MM / PLUG | 12 | Dr |
| J | SACHÊ DE COLA / GLUE | 1 | Dr |
| K | LOGOMARCA / TAG | 1 | Dr |
| L | CANTONEIRA / METAL CONNECTION | 9 | Dr |
| M | UNIAO DE FUNDO / UNION BACK | 20 | Dr |
| N | CAIÇO P-DOBRADIÇA / PLASTIC PART HINGE | 12 | Dr |
| O | DOBRADIÇA 8,5 MM C. CALÇO 5MM / PART OF HINGE | 12 | Dr |
| P | CORREDIÇA METÁLICA 300MM / RAILS | 1 | Dr |
| Q | PUXADOR ALÇA / HANDLE | 7 | Dr |
| R | PÉ KIT RÍGIDO BRANCO / FOOT | 4 | Dr |

N+O+A

